

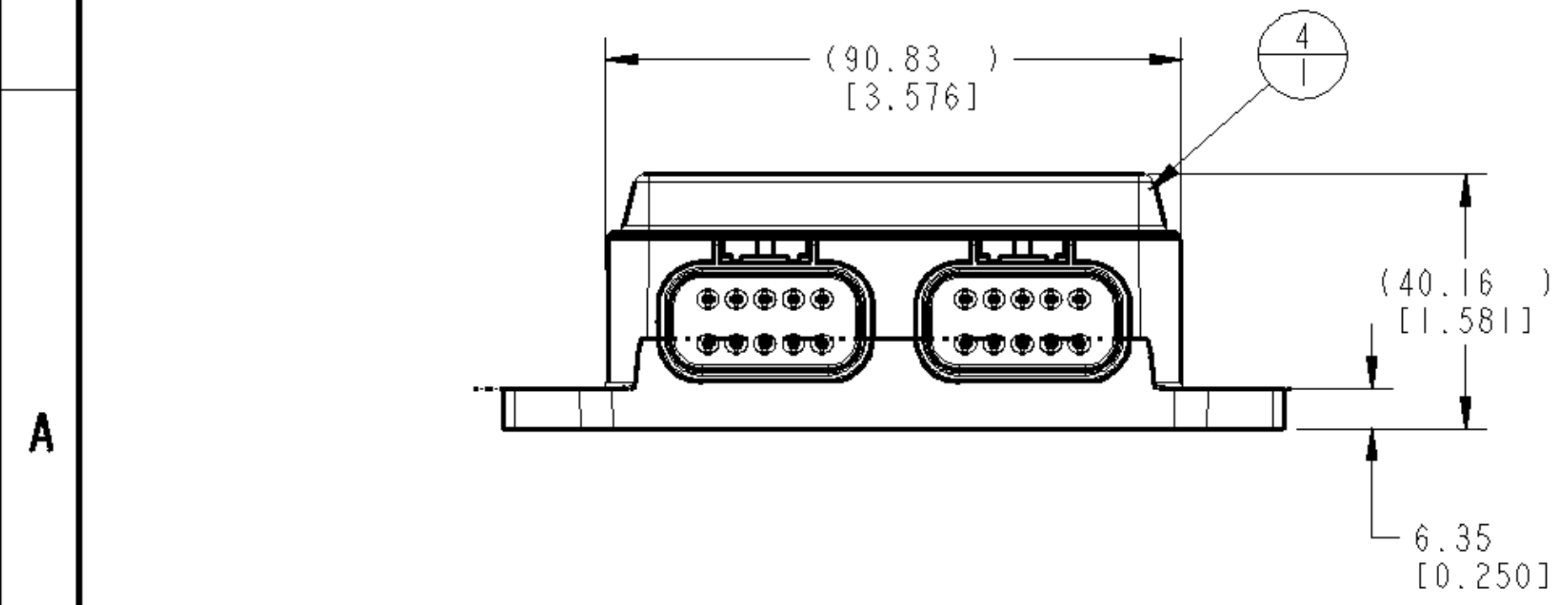
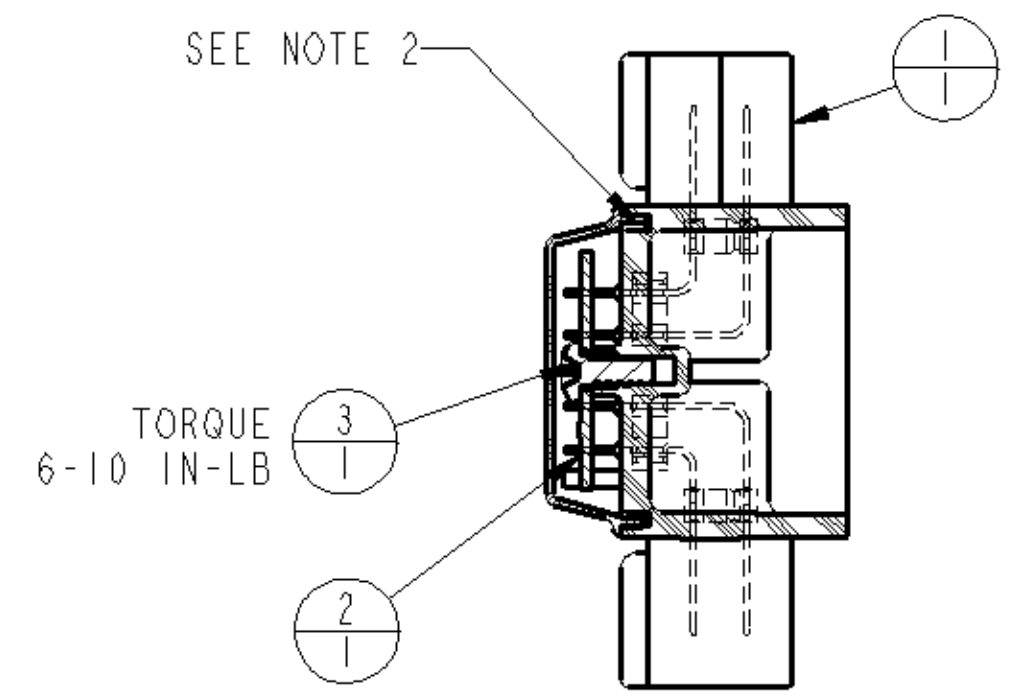
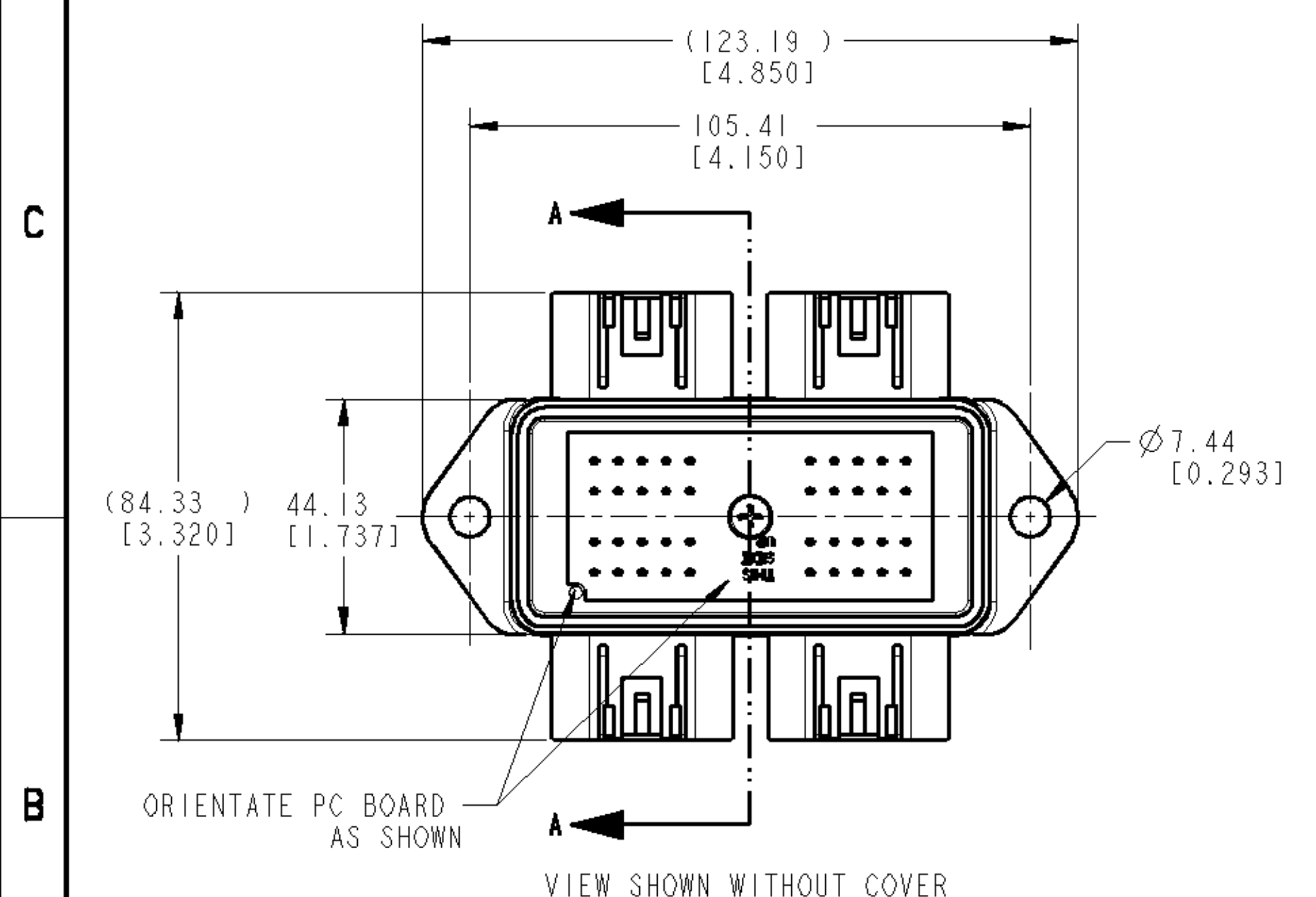
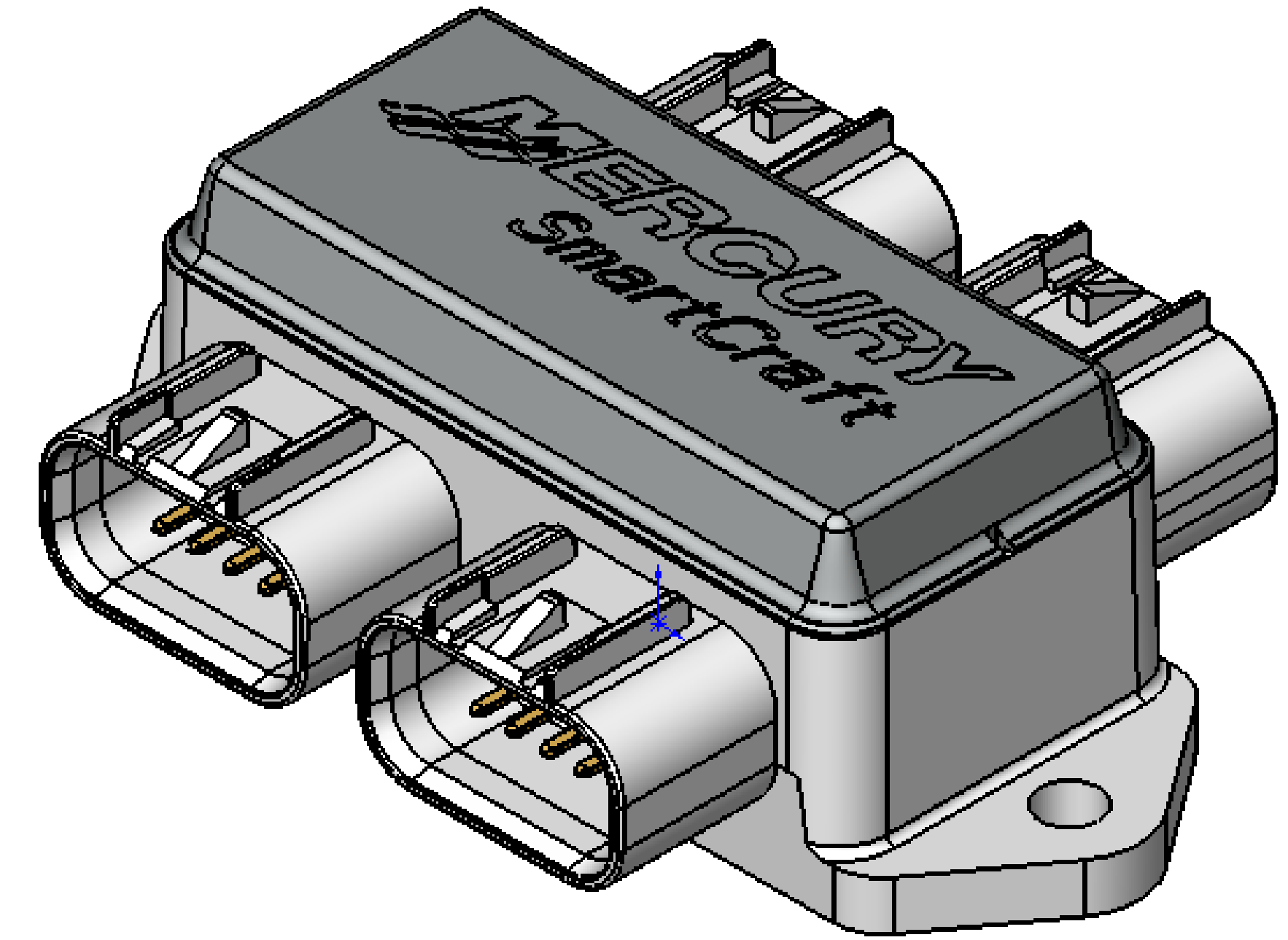
REVISIONS		DATE	REV	DESCRIPTION	DRAWN	APPROVED

PRINTED COPIES OF THIS DRAWING ARE UNCONTROLLED AND MAY NOT BE CURRENT.

ITEM	QTY	TYPE	PART NO.	DESCRIPTION
1	1	ASSEMBLY	878492-4	JUNCTION BOX-4 WAY
2	1	PART	878495-4	PCBOARD-4 WAY
3	1	PART	10-58376	SCREW-#8-18, PN HD SELF TAP
4	1	PART	878493-4	COVER-JUNCTION BOX

LET	REVISIONS	ZONE	BY	DATE	ECN
-	DRAWING RELEASE		JMJ	2-28-00	12-68-00
A	1. REMOVED ITEM 5 2. ADDED NOTES		JMJ	7-10-00	12-1507-00
B	REVISED TO SHOW PCBOARD ORIENTATION		JMJ	1-16-02	12-97-02

- NOTES:
1. ATTACHED P.C.BOARD TO JUNCTION BOX BASE AND WAVE SOLDER WITH SN63/37 TIN/LEAD SOLDER USING RECOGNIZED INDUSTRY PROCEDURES WHICH WILL INSURE RELIABLE ELECTRICAL CONNECTIONS AT OPERATING TEMPERATURES OF -55°C TO +85°C.
 2. APPLY A CONTINUOUS BEAD OF LOCTITE E-30CL EPOXY ADHESIVE AROUND THE PERIMETER OF JUNCTION BOX BASE PRIOR TO INSTALLING COVER.
 3. ADHESIVE MUST COMPLETELY FILL BOTH COVER VENTS AFTER ASSEMBLY.
 4. TEST FOR CONTINUITY. ALL PINS IN SIMILAR LOCATION ON EACH CONNECTOR MUST HAVE CONTINUITY. ALL OTHER PINS MUST NOT HAVE CONTINUITY.



MATERIAL	XXX
PER MERC SPEC:	
FINISH	XXX
PER MERC SPEC:	
REF SPECS	XXX

THE INFORMATION CONTAINED IN THIS DOCUMENT IS TO BE TREATED AS TRADE SECRET AND CONFIDENTIAL TO MERCURY

UNLESS OTHERWISE SPECIFIED		
THIRD ANGLE PROJ.	METRIC TOLERANCE	DIMENSIONS ARE AFTER PLATING BREAK ALL SHARP EDGES CHAM. TAPPED HOLES 90° X THD DIA MACHINED SURFACES 3.2 THREAD LENGTH = FULL THREADS
SCALE: 1.000	LINEAR	
DO NOT SCALE	ANGLES	
MANUF CAST	MATL ENG	
MANUF MACH	PURCH	
QC	PRODUCT LINE	TITLE
D. STONE	QS	JUNCTION BOX ASY- 4 WAY
APPROVED	DATE	PART NUMBER
GONRING	2-28-2000	878492-A4
CHECKED	DESIGNED	SHEETS
GONRING	JOHNSON	1 of 1

UNLESS OTHERWISE SPECIFIED:	DATE	NAME	MotoTron
DIMENSIONS ARE IN INCHES	10-27-04	JJS	505 MARION ROAD OSHKOSH, WISCONSIN 54901
FRACTIONAL ±.06	CHECKED	DAK	Production Controls in a Flash
ANGULAR: MACH ±.5°	ENG APPR.	DAK	TITLE:
BEND ±.5°			CONNECTOR JUNCTION BOX-4 WAY
TWO PLACE DECIMAL ±.02			ASSEMBLY
THREE PLACE DECIMAL ±.005			SIZE DWG. NO.
INTERPRET GEOMETRIC TOLERANCING PER:			D CON-BOX-001
MATERIAL			REV
SEE NOTE			00
			SCALE: 2:1 (DO NOT SCALE DRAWING)
			WEIGHT:
			SHEET 1 OF 1